

HEATING SOLUTIONS



**HOT  DAWG™**

**GARAGE, WORKSPACE AND OUTBUILDING HEATERS**

# YEAR-ROUND COMFORT TO WORK, PLAY AND RELAX



## HOT DAWG™ POWER-EXHAUSTED, GAS-FIRED UNIT HEATER (MODEL HD)

- Quiet operation allows your space to be warm without the distraction of a loud machine running in the background
- Unit can easily be rotated to allow for convenient right or left side control placement\*\*
- Fuel type: Natural or propane gas
- Low-profile, lightweight design easily installs 1" from ceiling with only two angle brackets\*
- Casing construction made of heavy gauge metal
- Full 10-year warranty on heat exchanger
- Permanently-lubricated motor for maintenance-free dependability
- Single- or two-stage controls available
- Direct spark ignition for reliable and consistent ignition
- 100% shut-off with continuous retry to allow for safe ignition in the event the unit doesn't light on the first try
- Factory installed finger proof fan guards
- Blower models (HDB) available

\* Included on sizes 30-75, accessory for 100, 125

\*\* For model sizes 30-75



## HOT DAWG™ SEPARATED COMBUSTION GAS-FIRED UNIT HEATER (MODEL HDS)

Experience the same great features as the HD, with these added benefits:

- Blower models (HDB) available
- Draws fresh air from outside, ensuring dust, dirt or fumes do not affect durability or performance
- Factory assembled, certified separated combustion. No add-ons needed allow for an easier and quicker installation providing greater durability and reduced maintenance



## HOT DAWG™ H<sub>2</sub>O LOW PROFILE HOT WATER UNIT HEATER (MODEL HHD)

- Low-profile design with flexible mounting options (parallel, perpendicular or recessed between joists) allows for horizontal or vertical air delivery
- No external moving parts - twin centrifugal blowers keep all moving parts inside the cabinet
- Side panel air inlet opening have factory installed finger guards
- Constructed of heavy gauge steel for long lasting durability
- Includes two mounting brackets with vibration isolators to reduce noise and vibration
- Internal coil can handle water pressures up to 150 PSI and temperatures up to 200°F

### Hot Dawg H<sub>2</sub>O Applications\*

Model Sizes	Airflow (CFM)	GPM	140° F BTU/hr	180° F BTU/hr	Application
HHD 30	405 405	2 4	20,600 24,200	30,900 36,300	1 to 2 car garage
HHD 45 (high speed)	710 710	2 4	29,900 35,100	44,800 52,700	2 to 3 car garage
HHD 45 (low speed)	425 425	2 4	20,700 24,400	31,100 36,600	2 to 3 car garage

\* Sizing data for sample only. Consult a qualified installer for the actual requirements for your building.

### Dimensions (inches) - Model HD/HDS

Model Size	30	45	60	75	100/125
A (length)	26.8	26.8	26.8	26.8	35.5
B (height)	12.2	12.2	18.0	18.0	20.5
C (depth)	22.0	22.0	25.0	25.0	31.0
Gas Connection	1/2	1/2	1/2	1/2	1/2
Vent Connection	3	3	3	3 7/8"	3 7/8"
Approx. Shipping Weight (lbs.)	55	60	80	85	125

\* HD30, HD45, HD60, HD75  
 \*\* HD100, D125

### Performance Data - Model HD/HDS

Model Size	30	45	60	75	100	125
BTU/Hr Input*	30,000	45,000	60,000	75,000	100,000	125,000
BTU/Hr Output*	24,600	36,900	49,200	61,500	82,000	102,500
Entering Airflow (CFM)**	505	720	990	1,160	1,490	1,980
Outlet Velocity (FPM)**	523	725	653	769	565	747
Air Temp. Rise (°F)	44	46	45	48	50	47
Mounting Height (Max ft.)**	10	10	12	14	12	16
Heat Throw (ft.)	25	27	36	38	42	56

\* Measured at distance from unit shown.  
 \*\* Competitor published data.

### Clearances for Residentially-Certified Unit Heaters

Unit Side	Clearance To Combustible Materials	Recommended Service Clearance
Top and Bottom	1"	18"
Access Side	1"	18"
Non-Access Side	1"	18"
Rear	18"	18"
Vent Connector	3" / 4"***	—

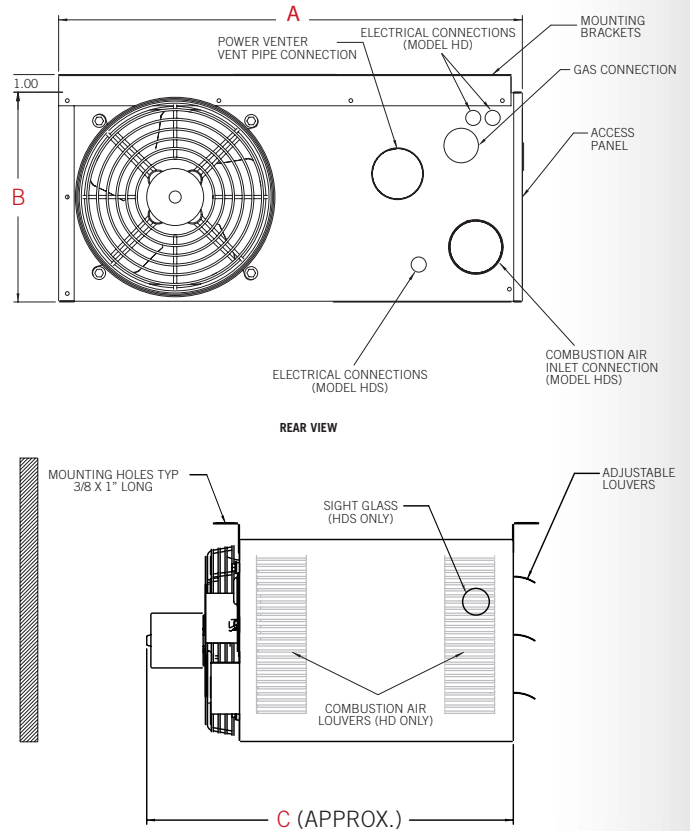
\* HD30, HD45, HD60, HD75  
 \*\* HD100, D125

### Hot Dawg Applications\*

Model	BTU/Hr Input	Typical Application
HD/HDS 30	30,000	1 to 1-1/2 Car Garage
HD/HDS 45	45,000	2 to 2-1/2 Car Garage
HD/HDS 60	60,000	3 to 3-1/2 Car Garage
HD/HDS 75, 100, 125	75,000-125,000	Large Garage

\* Sizing data for sample only. Consult a qualified installer for the actual requirements for your building.

### Hot Dawg H<sub>2</sub>O Mounting Flexibility







Ratings shown are for elevations up to 2,000 ft. For elevations above 2,000 feet, ratings should be reduced at the rate of 4% for each 1,000 feet above sea level. (In Canada see rating plate) Reduction of rating requires use of a high altitude kit.

Data taken at 55°F air temperature rise. At 65°F ambient and unit fired at full-rated input. Mounting height as measured from bottom of unit, and without deflector hoods.



**Modine Manufacturing Company**  
1500 DeKoven Avenue  
Racine, Wisconsin 53403-2552  
1.800.828.HEAT  
[www.ModineHVAC.com](http://www.ModineHVAC.com)

 Follow us @ModineHVAC  
 See us at [YouTube.com/ModineHVAC](http://YouTube.com/ModineHVAC)  
 [www.facebook.com/ModineHVAC/](http://www.facebook.com/ModineHVAC/)  
 [www.linkedin.com/company/modinehvac/](http://www.linkedin.com/company/modinehvac/)

**TED WHITNEY  
HEATING & AC  
INC.**  
**814-223-4009**